

Ms. Holly's Pink & Yellow Classes

Circle Time:

Good Morning: <https://www.youtube.com/watch?v=-0o79IMmAYE>

Good Morning Song for Kids - YouTube

<https://www.youtube.com/watch?v=-0o79IMmAYE> ▾



Feb 12, 2016 · A fun and energetic **good morning song** with actions to start your day or class. Great for toddlers, **preschool**, kindergarten **children** and the ESL / EFL classro...

Author: Maple Leaf Learning

Views: 5M

Days of the Week: <http://thesingingwalrus.com/videos-and-songs/general-topics/days-of-the-week-song/>

Videos of days of the week singing walrus
bing.com/videos



Days of the Week Song | The Singing Walrus
32M views · Jun 11, 2015
YouTube · The Singing Walrus - English Songs For Kids

Save Share ...

Sing-a-long: The Number 9

<https://m.youtube.com/watch?v=71px2KDIraE>



2:53

Learn with Little Baby Bum | The Number 9 Song



Centers

Art : Color a **YELLOW** picture.

What did you draw?

Think & Create something YELLOW: Make Playdough (see below for recipe)

Math: Our number this month is 9, Can you make the #9? (Hint - make a circle & make a line, than connect them together)

Activity/Game:

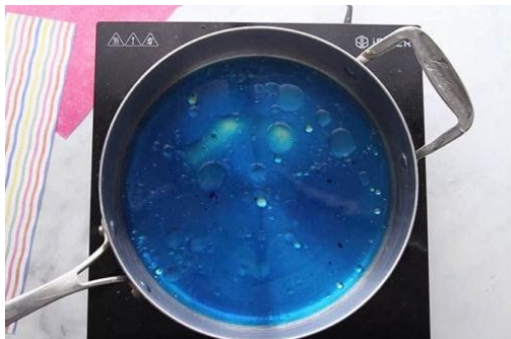
Make Yellow Playdoh

Instructions

1. In a large bowl, combine all of your dry ingredients (flour, salt, cream of tartar) and mix well.



2. Mix food coloring with your water first. Then add the vegetable oil and water with food coloring to a large pot. Mix together.



3. Add the dry ingredients to your pot and mix well.
4. Cook over low to medium heat until the dough starts to form and becomes dry.

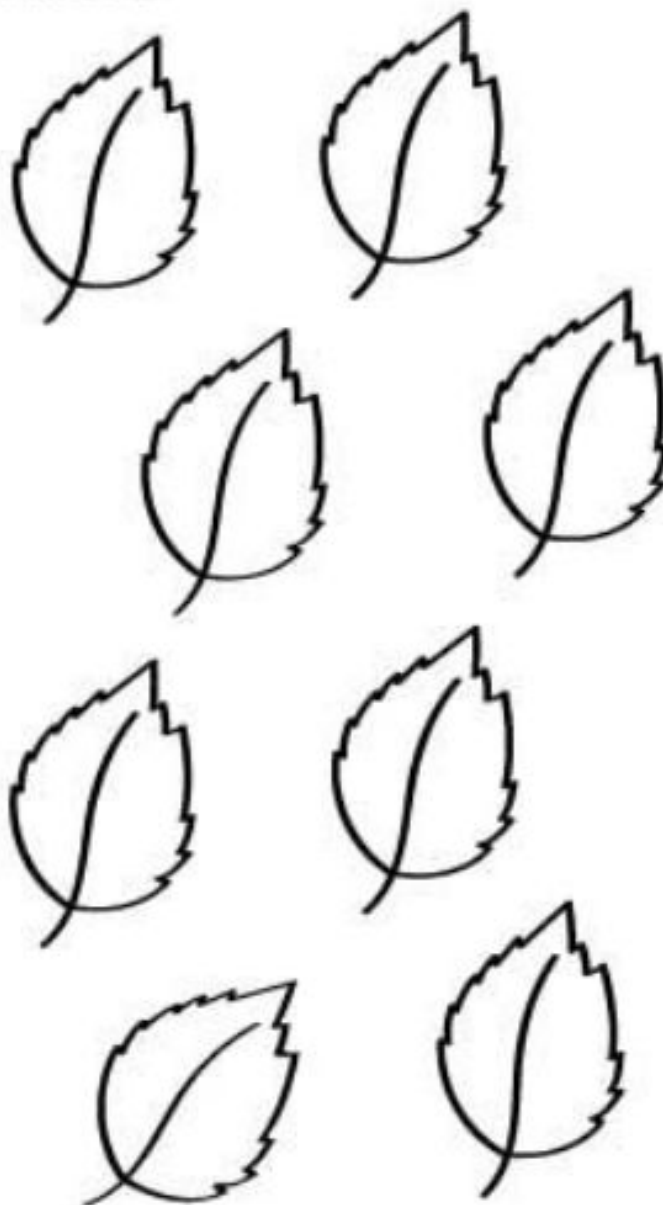



5. Once it starts to form a ball together and looks fully cooked, take off the heat. Let the dough cool first before touching.
6. Once cool, knead the dough for 5 minutes to make the dough soft.

Activity/Game:

Hide & Seek the #9: The hider may give directions to lead the finder to the #9.

Color, count and trace the numbers



nine	9	9	9
------	---	---	---

How many butterflies do you see?



I encourage you to let your student have time, wherever they are, to play and explore. It could be using their imagination to play with their favorite toy, it could be looking for amazing things in your backyard or creating with regular household items. Need some inspiration for easy at home activities? Click here ⇒ ([The Office will provide this link](#))

****TEACHER RESOURCES BELOW****

TEACHER RESOURCES

YouTube.com

****PLEASE do not pay for any subscriptions or sign up for anything. There are great free material****